

# LOVE AND SEXUAL RELATIONSHIPS: A longitudinal study of the Experiences And Plans Of Wealthier Young People Regarding The Upcoming Valentine's Day In Phnom Penh, 2009-2014

(A Quantitative Study)



Tong Soprach, MPH

Public Health Consultant / Columnist

Feb. 10, 2014

The Khmerak University

# Contents

1. Previous Studies
2. Objectives
4. Methodology
5. Results
6. Discussion
7. Conclusion and Recommendations

# Previous Studies

- YOUNG PEOPLE TALKING ABOUT VALENTINE'S DAY IN PHNOM PENH IN 2008 (*A Qualitative Study*)
- LOVE AND SEXUAL RELATIONSHIPS: EXPERIENCES AND PLANS OF WEALTHIER YOUNG PEOPLE REGARDING THE UPCOMING VALENTINE'S DAY IN PHNOM PENH IN 2009, (*A Quantitative Study*)

**Key objectives of the present study to follow up and compare to the previous quantitative study in 2009 were:**

- To learn more about wealthier young people's relationships and sexual behavior, and plans with regard to the upcoming Valentine's Day;
- To understand young people's perception of their parents' attitudes towards the upcoming Valentine's Day.

# Research question

- *“What plans do wealthier young people in Phnom Penh have for sexual activity on the upcoming Valentine’s Day?”*

# Methodology

- Cross-sectional design
- Self-administered questionnaires
- Sample Size Calculation and Additional Adjustments

$$N = (Z / e)^2 \cdot p \cdot (1-p)$$

$$N = (1.96 / 0.05)^2 \cdot 0.3 \cdot (1-0.3) = \underline{323}$$

- Finally, the total sample size, adjusted for this survey is 615.
- Sampling (four parks around the riverfront were selected: Vimean Ekareach park, Wat Bouttum park, the Park in the front of the Royal Palace and Koh Pich).
- Target population (Wealthier young people aged 15-24 years old)

# Results

- Observation total is 715
- Males (376: 52.6%) and females (339: 47.4%).


No.	Sex category	2009		2014	
		Number	Percent	Number	Percent
1	Male in a couple	112	24.5	181	25.3
2	Male not in a couple	128	27.9	195	27.3
3	Female in a couple	105	22.9	166	23.2
4	Female not in a couple	113	24.7	173	24.2
<b>Total</b>		<b>458</b>	<b>100</b>	<b>715</b>	<b>100</b>

## Table 2: Age of Respondents

No.	Age of Respondents	Age
1.	Mean	20.6
2.	Mode	20.0
<b>Total number = 458</b>		<b>15-24</b>



No.	Couple and non-couple	2009		2014	
		Number	Percent	Number	Percent
1	Male in a couple and Female in a couple	217	47.4	347	48.5
2	Male not in a couple and Female not in a couple	241	50.6	368	51.5
<b>Total</b>		<b>458</b>	<b>100</b>	<b>715</b>	<b>100</b>

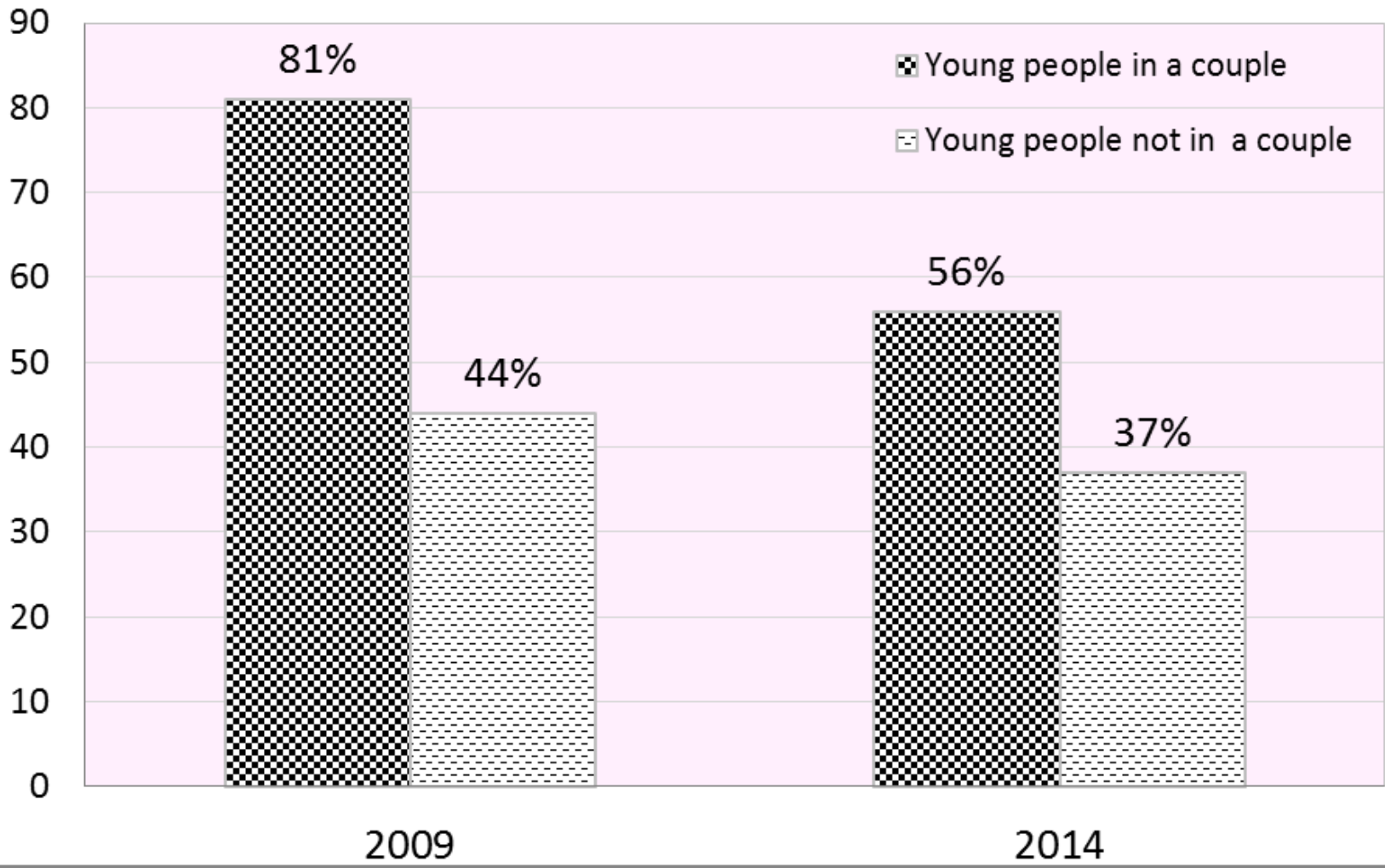


<b>No.</b>	<b>Age of Respondents</b>	<b>2009</b>	<b>2014</b>
1	Average	20.60	20.98
	<b>Total number</b>	<b>458</b>	<b>715</b>

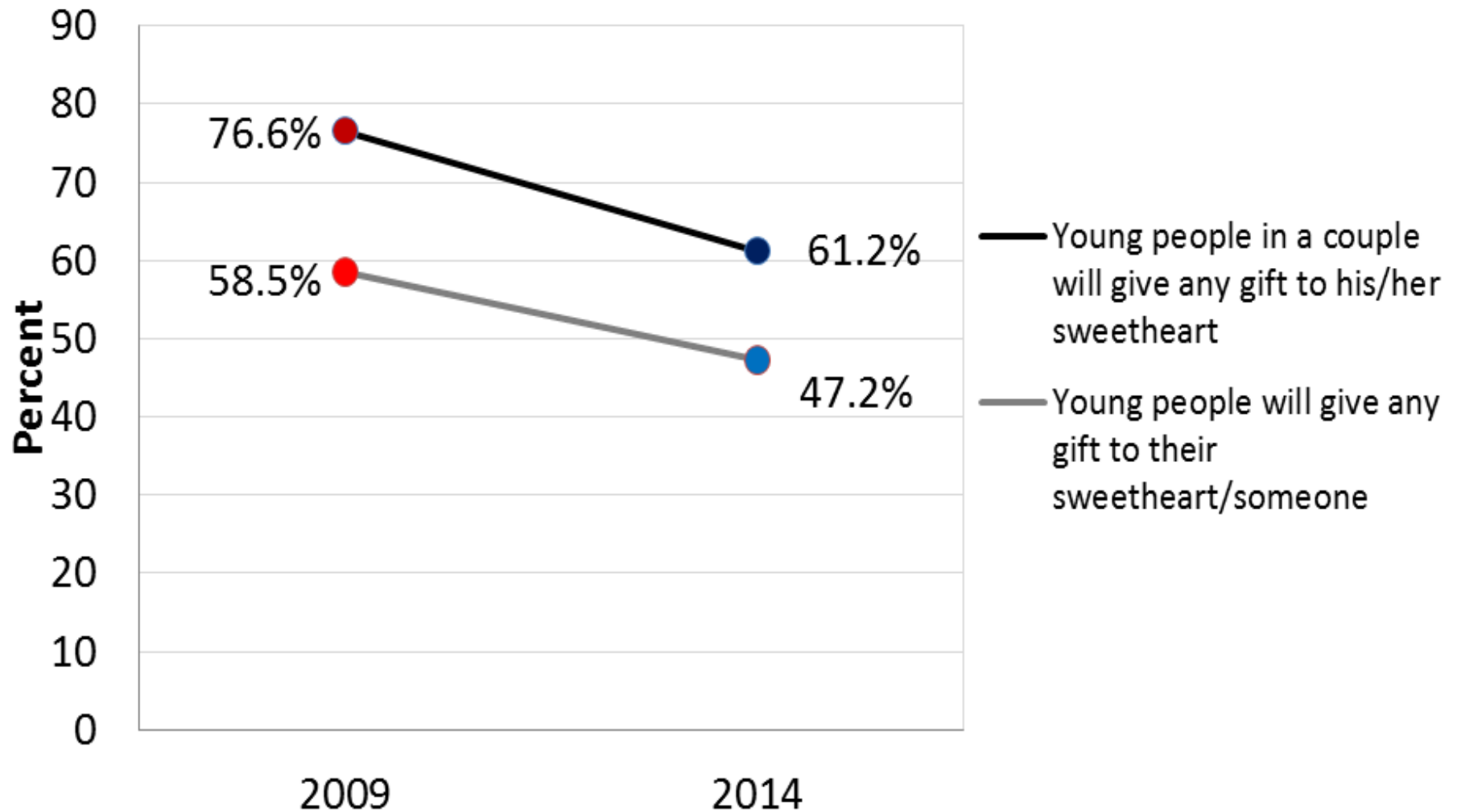
No.	Location	2009		2014	
		Number	Percent	Number	Percent
1	Wat Botum Park	85	18.6	117	16.4
2	Riverfront park (in the front of Royale Palace)	65	14.2	112	15.7
3	Independence Monument Park	118	25.8	76	10.6
4	Koh Pich island	0	0	410	57.3
5	Hun Sen Park (in the front of NAGA)	135	29.5	0	.0
6	New National Assemble Park	55	12.0	0	.0
<b>Total</b>		<b>458</b>	<b>100</b>	<b>715</b>	<b>100</b>

No.	Special day for young people	2009		2014	
		Number	Percent	Number	Percent
1	Yes	271	61.2	326	46.0
2	No	168	38.8	382	54.0
<b>Total</b>		<b>439</b>	<b>100</b>	<b>708</b>	<b>100</b>

### Comparison: The Upcoming Valentine's Day As a Special Day in 2009 & in 2014



## Comparison of giving any gift in 2009 and 2014



No.	Kind of gifts	2009	2014
		Percent	Percent
1	Gift as flowers	56.3	34.3
2	Gift as clothes	25.0	40.2
3	Gift as toys	23.1	28.0
4	Gift as jewelry	15.0	23.4
5	Gift as Others	10.6	8.7
<b>Total number</b>		<b>255</b>	<b>331</b>

No.	Type of gift given	2009		2014	
		Male	Female	Male	Female
		Percent	Percent	Percent	Percent
1	Gift as flowers	71.7	27.7	52.2	10.2
2	Gift as clothes	8.2	44.7	25.0	60.6
3	Gift as toys	30.8	13.8	37.5	15.3
4	Gift as jewelry	17.1	8.5	25.0	26.3
5	Gift as Others	6.9	17.0	8.2	9.5
<b>Total number</b>		<b>255</b>		<b>331</b>	



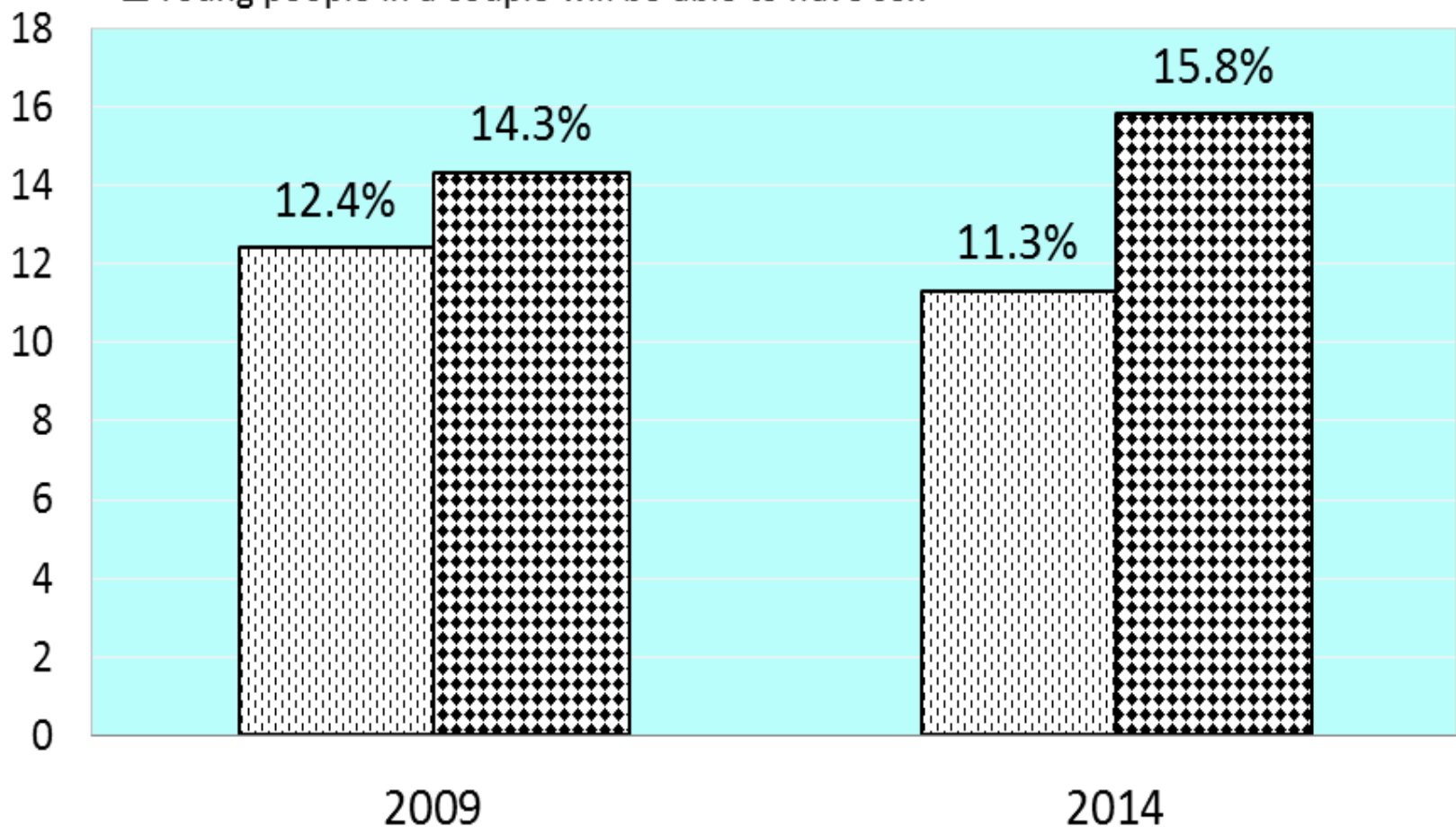
No.	Where to go	2009	2014
		Percent	Percent
1	Parks	28.1	25.0
2	Mall	30.1	35.2
3	Club/entertainment center	14	9.1
4	Bubble tea	14.4	10.5
5	Cinema	10.2	21.2
6	Karaoke	10	9.8
7	Stay at home	18.4	29.9
8	Bak Khaeng / Kean Svay/Koh Dach	15.2	10.5
9	Hut/Guest house/hotel	2.6	2.3
10	Other (Kirirom, Sihanoukville)	11.2	1.2
<b>Total number</b>		<b>428</b>	<b>684</b>

No.	Dating with lunch or dinner	2009		2014	
		Number	Percent	Number	Percent
1	Yes	132	64.1	188	61.0
2	No	74	35.9	120	39.0
<b>Total</b>		<b>206</b>	<b>100</b>	<b>308</b>	<b>100</b>

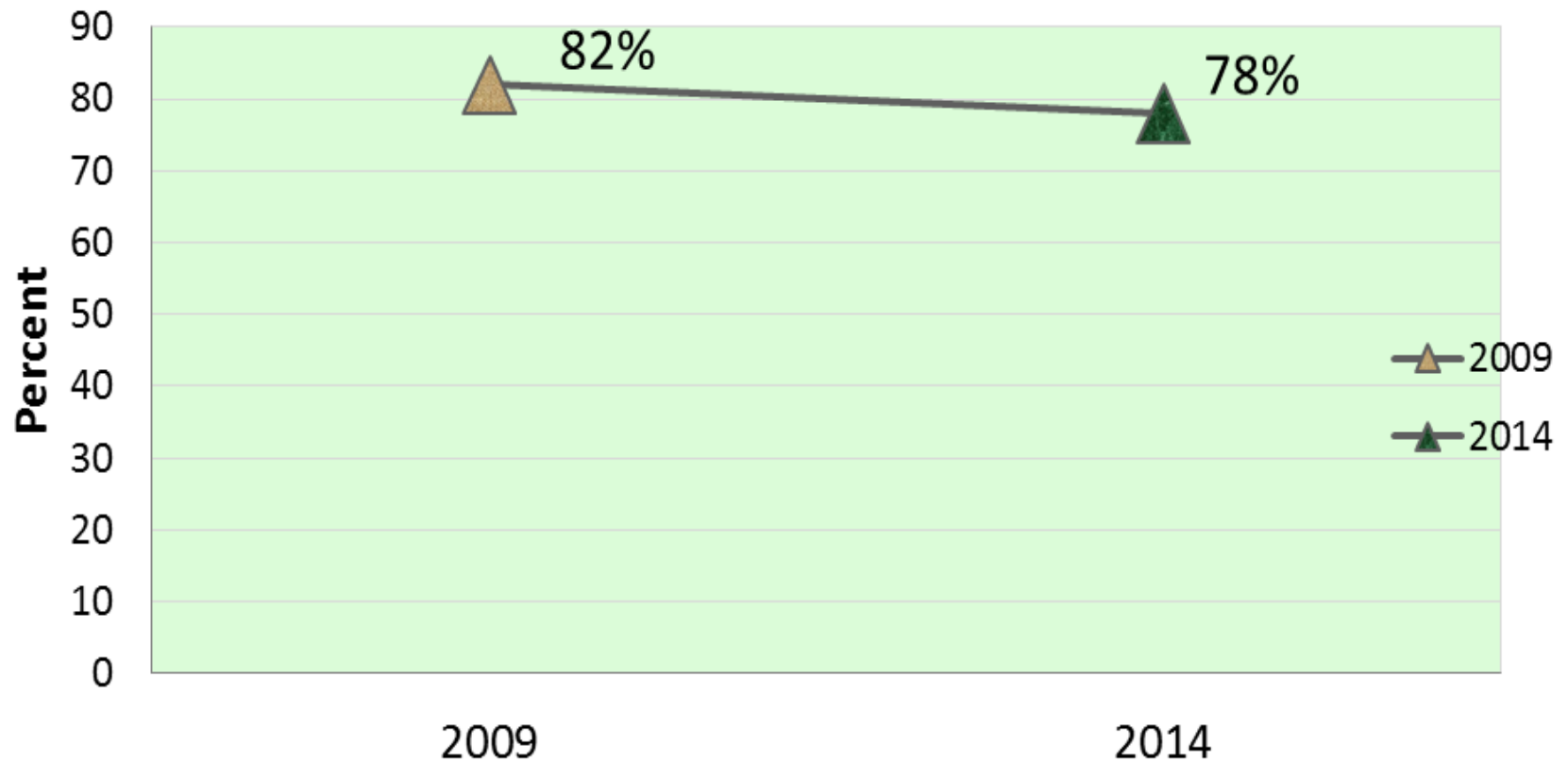
No.	Dating at club	2009		2014	
		Number	Percent	Number	Percent
1	Yes	66	32.2	70	22.6
2	No	140	67.8	240	77.4
<b>Total</b>		<b>206</b>	<b>100.0</b>	<b>310</b>	<b>100</b>

## Young People who think they will be able to have sex on Upcoming Valentine's Day 2009 and 2014

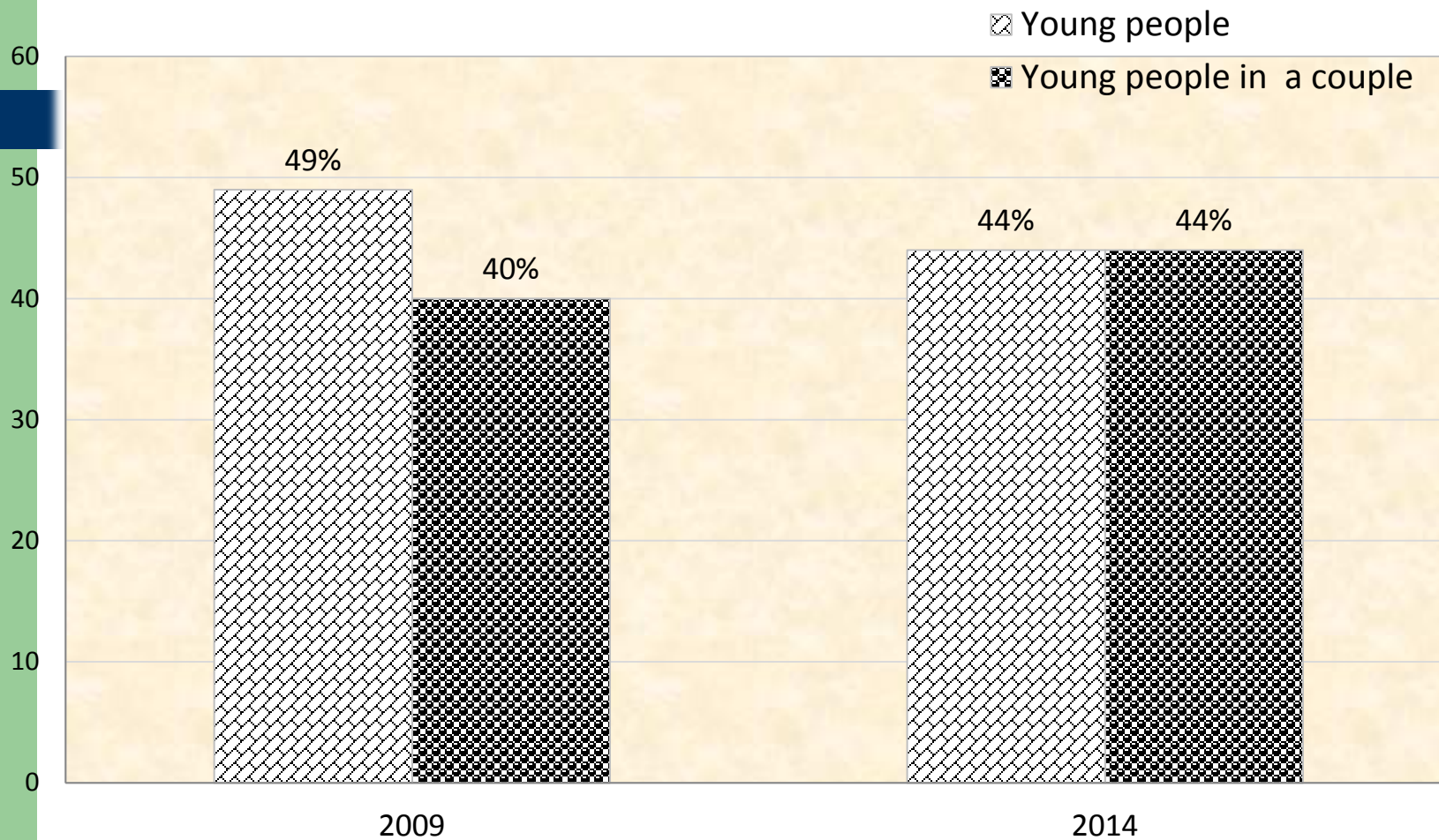
- ▣ Young people will be able to have sex
- ▣ Young people in a couple will be able to have sex



## Correlation between special day and sex on the upcoming Valentine's Day



## Comparison: Fist Sex on The Upcoming Valentine's Day 2009 & 2014



No.	Condom use with sweetheart	2009		2014	
		Number	Percent	Number	Percent
1	Yes	27	84.4	30	69.8
2	No	4	15.6	13	30.2
<b>Total</b>		<b>31</b>	<b>100</b>	<b>43</b>	<b>100</b>

No.	Other girlfriend	2009		2014	
		Number	Percent	Number	Percent
1	Other /New girlfriend who might be found the upcoming Valentine's Day	11	55	28	65.1
2	Sex worker	5	25	4	9.3
3	<i>Bauk</i>	4	20		
4	Other (Specify.....)	0	0	11	25.6
<b>Total</b>		<b>20</b>	<b>100</b>	<b>47</b>	<b>100</b>



No.	Condom use with other girlfriend	2009		2014	
		Number	Percent	Number	Percent
1	Yes	10	91.0	19	86.4
2	No	1	10.0	3	13.6
<b>Total</b>		<b>11</b>	<b>100</b>	<b>22</b>	<b>100</b>

**NOTE:** Whereas Young Female Not in a couple who think they will not be able to have sex on the upcoming Valentine's Day

---

<b>No.</b>	<b>Non consensual sex</b>	<b>2009</b>	<b>2014</b>
		Percent	Percent
1	Yes	66.6	47.4
2	No	33.4	52.6
<b>Total Number</b>		<b>25</b>	<b>61</b>

---

# 2009

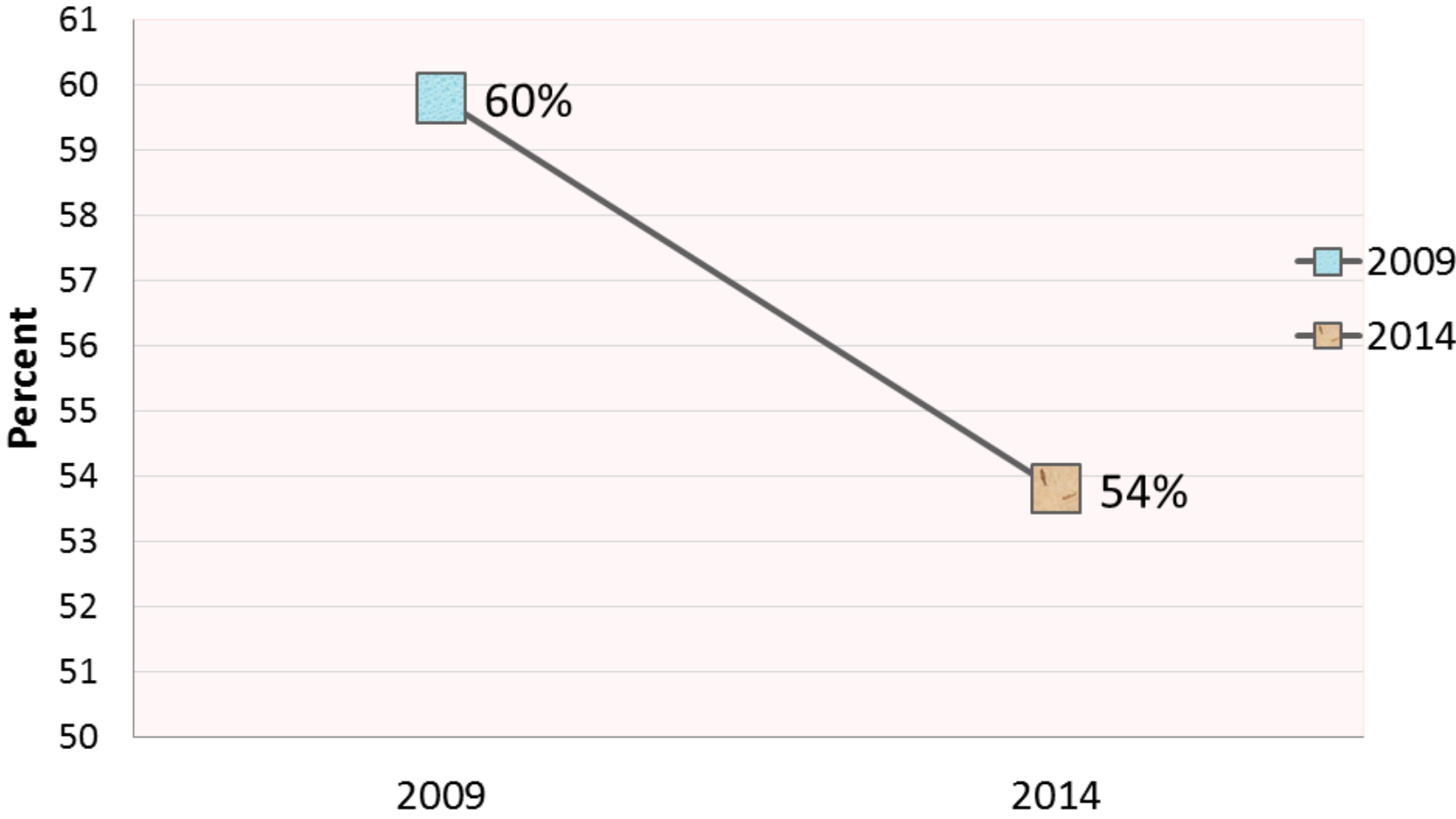
No.	I will	Number	Percent
1.	I will say to her if we don't have sex we don't really love each other, to try to pressure her to agree	8	32
2.	I will trick her by staying out until very late, and use a story like, I have no key to get into my house, or no one can open the door for me, to try to have sex with her	4	16
3.	I will take her to a Karaoke club and do what I want to try to have sex with her	4	16
4.	Other (No idea)	1	4
5.	No, I will ignore sex, and just hang around for fun	8	32
<b>Total</b>		<b>25</b>	<b>100</b>

No.	I will	2014	2014
		Young Males	Young males in a couple
		Percent	Percent
1	I will ignore sex, and just hang around for fun	52.6	50.0
2	I will give her more expensive gift with the aim of having sex with her	29.7	33.3
3	I will say to her if we don't have sex we don't really love each other, to try to get her to agree	21.1	19.0
4	I will pressure her by taking her far from town to try to have sex with her	13.5	18.2
5	I will trick her by staying out till very late, and use a story like I have no key to get into my house, or no one can open the door for me, to try to have sex with her	13.2	13.6
6	I will take her to a Karaoke club and do what I want to try to have sex with her	10.8	9.5
7	I will pressure her to watch pornography to try to have sex with her	5.4	9.5
8	I will force her to have sex	5.4	4.8
9	Other	5.4	4.8
<b>Total number</b>		<b>61</b>	<b>38</b>

No.	<i>"Bauk"</i> awareness	2009		2014	
		Number	Percent	Number	Percent
1	<i>Bauk</i> is gang rape	104	22.7	157	28.1
2	<i>Bauk</i> is not rape if it is with a sex worker, because we already paid for and she agreed with us to have sex	141	30.8	77	13.8
3	Don't know	213	46.5	309	55.3
4	Other (Specify.....)	0	.0	16	2.9
<b>Total</b>		<b>458</b>	<b>100</b>	<b>559</b>	<b>100</b>

No.	<i>"Bauk"</i> awareness between male and female	2009		2014	
		Male	Female	Male	Female
		Percent	Percent	Percent	Percent
1	<i>Bauk</i> is gang rape	29.2	15.6	30.7	25.0
2	<i>Bauk</i> is not rape if it is with a sex worker, because we already paid for and she agreed with us to have sex	45.8	14.2	14.9	12.5
3	Don't know	25.0	70.2	51.8	59.4
4	Other (Specify.....)	0.0	0.0	2.6	3.1
<b>Total Number</b>		<b>458</b>		<b>559</b>	

# Sexual relationship is personal rights





**Table 40: Have your parents or anyone in your family talked with you about sexual issues in the past 3 months?**

No.	Talked about sexual issues	2009		2014	
		Number	Percent	Number	Percent
1	Yes	147	36.2	222	34.2
2	No	259	63.8	427	65.8
<b>Total</b>		<b>406</b>	<b>100</b>	<b>649</b>	<b>100</b>

**Table 41: Do you think your parents or family know what young people will be doing on the upcoming Valentine's Day?**

No.	Parents know about V-Day activity	2009		2014	
		Number	Percent	Number	Percent
1	Yes	189	46.3	347	54.8
2	No	219	53.7	286	45.2
<b>Total</b>		<b>408</b>	<b>100</b>	<b>633</b>	<b>100</b>

Q29.1. How did you hear about  
Valentine's Day?

No.	Heard about Valentine's Day	2009	2014
		Percent	Percent
1	Calendar	0.0	50.3
2	Through my friends	37.1	37.0
3	Magazine	15.8	26.8
4	Business advertising	18.0	21.5
5	tell the title of the movie:.....	0.0	13.0
6	Don't know	10.6	6.5
7	Other (movie, TV, Study English, Calendar...)	9.7	6.9
<b>Total number</b>		<b>423</b>	<b>665</b>

No.	Where V-Day comes from	2009		2014	
		Number	Percent	Number	Percent
1	Western/Europe	262	61.6	437	66.4
2	Hong Kong / South Korea	37	8.6	15	2.3
3	Don't know	64	15.1	202	30.7
4	Other	62	14.6	4	0.6
<b>Total</b>		<b>425</b>	<b>100</b>	<b>658</b>	<b>100</b>

# Discussion

សាច់រឿងដទៃៗទៀតបង្ហាញថា Valentine ប្រហែលជាត្រូវបានសម្លាប់ដោយសារព្យាយាមជួយពួក Christians ឲ្យគេចចេញពីពន្ធនាគាររ៉ូម៉ាំង (Roman) ដែលសាហាវព្រៃផ្សៃ និងជាពន្ធនាគារដែលពួកគេបានទទួលរងការវាយដំនិងទារុណ្ណកម្ម។ បើតាមរឿងព្រេងនិទានមួយបានដំណាលថា Valentine ដែលជាអ្នកទោសក្នុងពន្ធនាគារបានធ្វើពាក្យស្វាគមន៍លើកទីមួយដែលសរសេរថា « valentine» ដោយខ្លួនគាត់ បន្ទាប់ពីគាត់បានស្រឡាញ់ស្រីម្នាក់ ដែលជាកូនស្រីមេគុក ដែលបានទៅមើលគាត់ក្នុងអំឡុងការឃុំខ្លួនគាត់។ មុនពេលគាត់ស្លាប់ គេសង្ស័យថា គាត់បានសរសេរលិខិតមួយដែលមានហត្ថលេខាថា «ពី Valentine របស់អ្នក» ដែលនេះជាឃ្លានៅប្រើរហូតដល់សព្វថ្ងៃនេះ។ បើទោះបីជាការពិតពីក្រោយសាច់រឿងនៃរឿងព្រេងនិទាន Valentine មិនមានភាពច្បាស់លាស់ក៏ដោយ ក៏សាច់រឿងទាំងអស់សង្កត់ធ្ងន់អំពីលក្ខណៈរបស់គាត់ថាគួរឲ្យអាណិតនិងជាវីរបុរស ហើយសំខាន់បំផុតនោះគឺជាតួអង្គរមែនទឹកមួយ (តួអង្គវេទនារម្មណ៍)។ នៅចន្លោះឆ្នាំ១១០០និង១៥០០ ប្រហែលដោយសារតែកេរ្តិ៍ឈ្មោះនេះ Valentine បន្ទាប់ពីការស្លាប់បានក្លាយជាមនុស្សម្នាក់ក្នុងចំណោមមនុស្សដែលមានប្រជាប្រិយភាពបំផុតក្នុងប្រទេសអង់គ្លេស និងបារាំង។

# Discussion (After interventions)

- Young people still use the Valentine's Day as a catalyst for sex.
- Western/Europe culture influence
- Feb 14, 2014: Meak Bochea & Valentine's Day
- The change: *Thgnay Boun Sangsar*" to *"Tivea Neay Kday Sroalanh"*
- Non-consensual sex
- Condom use
- Unwanted pregnancy, STIs and HIV/AIDS
- Commit suicide

# Conclusion and Recommendations

- Visible activities on the Upcoming Valentine's Day are more likely to decrease.
  - Special Day, Giving gift & Hang out
- Invisible activities on the Upcoming Valentine's Day are more likely not to change since 2009
  - Sexual active, Condom use and Sexual Right
- Therefore, intervention needs to be continuing to put more focus on sexual rights and condom use education before and this upcoming Valentine's Day

# Thank for your attention

- Tong Soprach, MPH
- Public Health Consultant / The Post Columnist
- Email: [soprach76@gmail.com](mailto:soprach76@gmail.com)
- Web: [www.soprach.com](http://www.soprach.com)
  
- Phnom Penh, Cambodia